

Created by T. Madas

# SKETCHING QUADRATICS

Created by T. Madas

**Question 1**

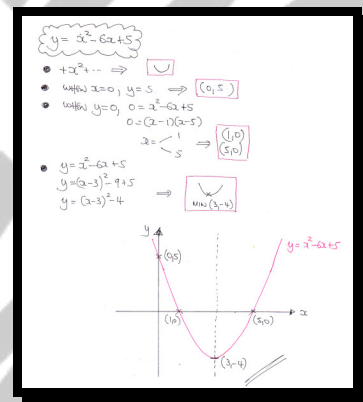
Sketch the graph of the curve with equation

$$y = x^2 - 6x + 5, \quad x \in \mathbb{R}.$$

The sketch must include the coordinates of ...

- ... all the points where the curve meets the coordinate axes.
- ... the minimum point of the curve.

graph



**Question 2**

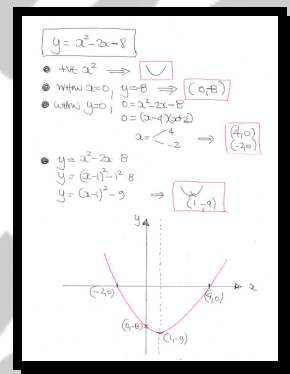
Sketch the graph of the curve with equation

$$y = x^2 - 2x - 8, \quad x \in \mathbb{R}.$$

The sketch must include the coordinates of ...

- ... all the points where the curve meets the coordinate axes.
- ... the minimum point of the curve.

graph



**Question 3**

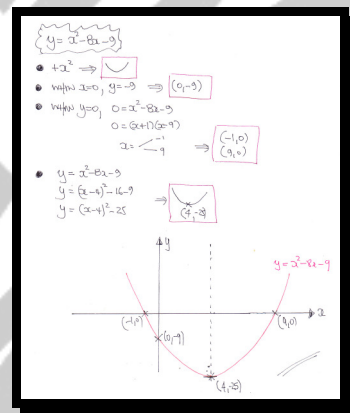
Sketch the graph of the curve with equation

$$y = x^2 - 8x - 9, \quad x \in \mathbb{R}.$$

The sketch must include the coordinates of ...

- ... all the points where the curve meets the coordinate axes.
- ... the minimum point of the curve.

graph



**Question 4**

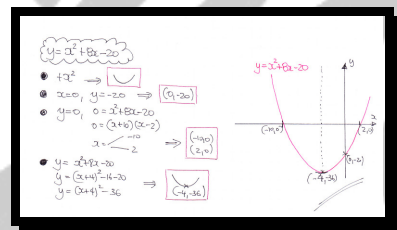
Sketch the graph of the curve with equation

$$y = x^2 + 8x - 20, \quad x \in \mathbb{R}.$$

The sketch must include the coordinates of ...

- ... all the points where the curve meets the coordinate axes.
- ... the minimum point of the curve.

graph



**Question 5**

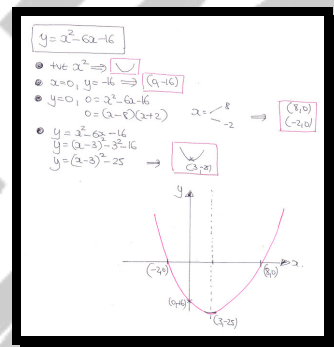
Sketch the graph of the curve with equation

$$y = x^2 - 6x - 16, \quad x \in \mathbb{R}.$$

The sketch must include the coordinates of ...

- ... all the points where the curve meets the coordinate axes.
- ... the minimum point of the curve.

graph





**Question 6**

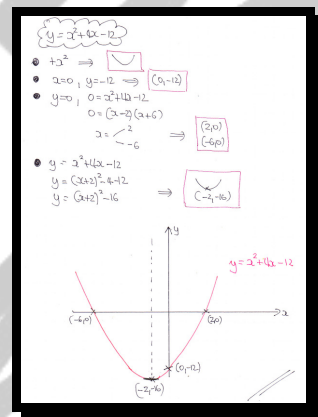
Sketch the graph of the curve with equation

$$y = x^2 + 4x - 12, \quad x \in \mathbb{R}.$$

The sketch must include the coordinates of ...

- ... all the points where the curve meets the coordinate axes.
- ... the minimum point of the curve.

graph



**Question 7**

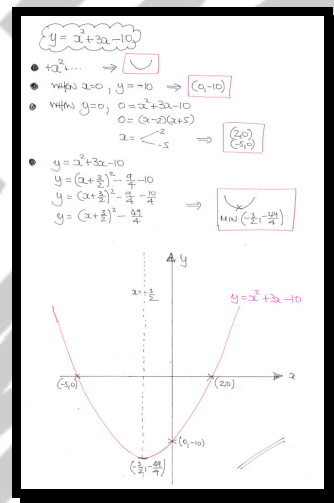
Sketch the graph of the curve with equation

$$y = x^2 + 3x - 10, \quad x \in \mathbb{R}.$$

The sketch must include the coordinates of

- ... all the points where the curve meets the coordinate axes.
- ... the minimum point of the curve.

graph





**Question 8**

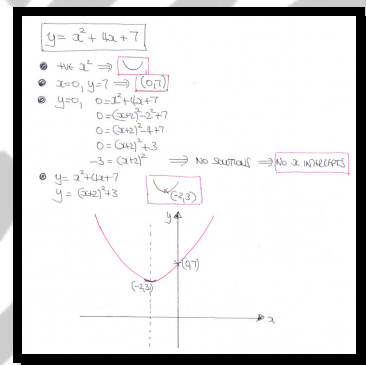
Sketch the graph of the curve with equation

$$y = x^2 + 4x + 7, \quad x \in \mathbb{R}.$$

The sketch must include the coordinates of ...

- ... all the points where the curve meets the coordinate axes.
- ... the minimum point of the curve.

graph



**Question 9**

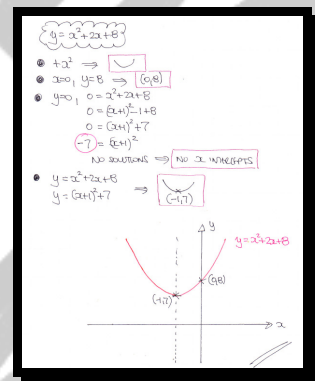
Sketch the graph of the curve with equation

$$y = x^2 + 2x + 8, \quad x \in \mathbb{R}.$$

The sketch must include the coordinates of ...

- ... all the points where the curve meets the coordinate axes.
- ... the minimum point of the curve.

graph



**Question 10**

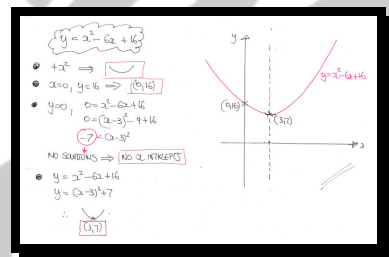
Sketch the graph of the curve with equation

$$y = x^2 - 6x + 16, \quad x \in \mathbb{R}.$$

The sketch must include the coordinates of ...

- ... all the points where the curve meets the coordinate axes.
- ... the minimum point of the curve.

graph



**Question 11**

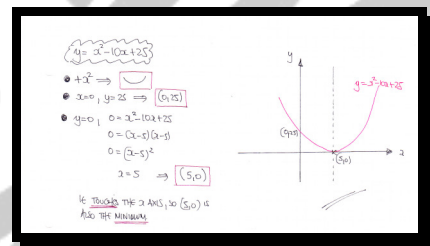
Sketch the graph of the curve with equation

$$y = x^2 - 10x + 25, \quad x \in \mathbb{R}.$$

The sketch must include the coordinates of ...

- ... all the points where the curve meets the coordinate axes.
- ... the minimum point of the curve.

graph



**Question 12**

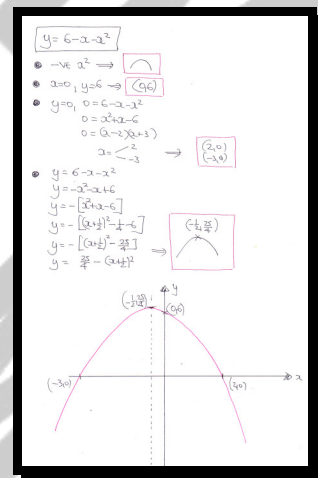
Sketch the graph of the curve with equation

$$y = 6 - x - x^2, \quad x \in \mathbb{R}.$$

The sketch must include the coordinates of ...

- ... all the points where the curve meets the coordinate axes.
- ... the maximum point of the curve.

graph



**Question 13**

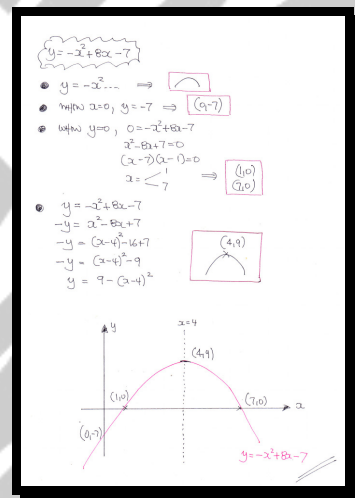
Sketch the graph of the curve with equation

$$y = -x^2 + 8x - 7, \quad x \in \mathbb{R}.$$

The sketch must include the coordinates of ...

- ... all the points where the curve meets the coordinate axes.
- ... the maximum point of the curve.

graph





**Question 14**

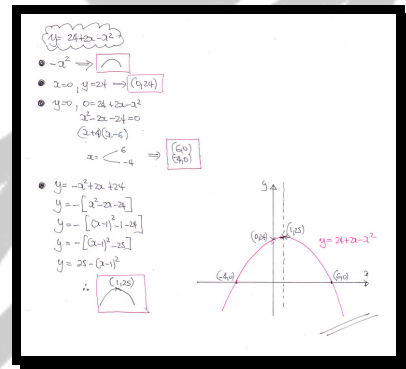
Sketch the graph of the curve with equation

$$y = 24 + 2x - x^2, \quad x \in \mathbb{R}.$$

The sketch must include the coordinates of ...

- ... all the points where the curve meets the coordinate axes.
- ... the maximum point of the curve.

graph



**Question 15**

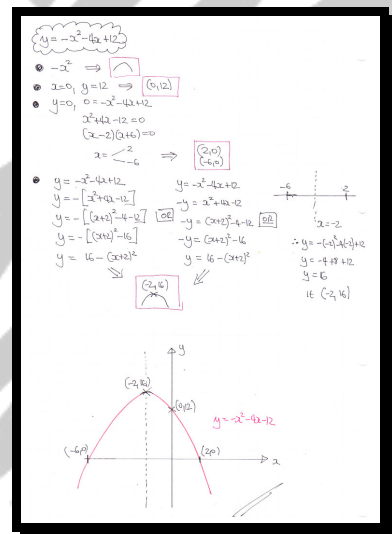
Sketch the graph of the curve with equation

$$y = -x^2 - 4x + 12, \quad x \in \mathbb{R}.$$

The sketch must include the coordinates of ...

- ... all the points where the curve meets the coordinate axes.
- ... the maximum point of the curve.

graph



**Question 16**

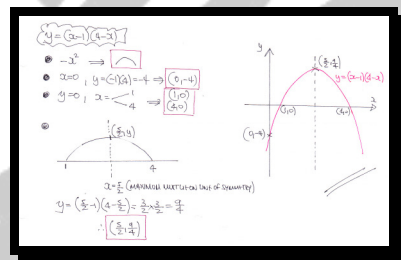
Sketch the graph of the curve with equation

$$y = (x-1)(4-x), \quad x \in \mathbb{R}.$$

The sketch must include the coordinates of ...

- ... all the points where the curve meets the coordinate axes.
- ... the maximum point of the curve.

graph



**Question 17**

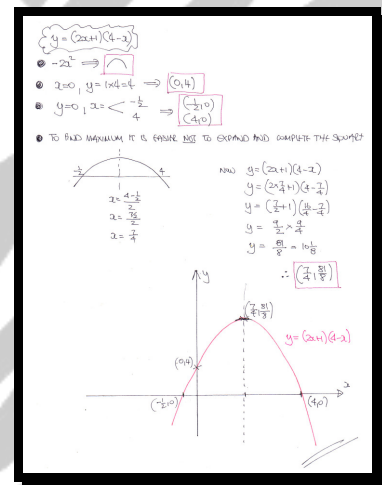
Sketch the graph of the curve with equation

$$y = (2x+1)(4-x), \quad x \in \mathbb{R}.$$

The sketch must include the coordinates of ...

- ... all the points where the curve meets the coordinate axes.
- ... the maximum point of the curve.

graph



**Question 18**

Sketch the graph of the curve with equation

$$y = 2x^2 + 7x - 15, \quad x \in \mathbb{R}.$$

The sketch must include the coordinates of ...

- ... all the points where the curve meets the coordinate axes.
- ... the maximum point of the curve.

graph

