

## 1YGB - SYNOPSIS PAPER Q - QUESTION 1

a) LOOKING AT  $\sqrt{28}$

$$\sqrt{28} = \sqrt{4 \times 7} = \sqrt{4} \sqrt{7} = 2\sqrt{7}$$

IF THIS IS TO SIMPLIFY IT MUST CONTAIN  $\sqrt{7}$ , SO 7 MUST PERHAPS DIVIDE 343 INTO A SQUARE NUMBER

$$\begin{array}{r} 25 \\ 7 \\ \hline 175 \end{array} \quad \begin{array}{r} 36 \\ 7 \\ \hline 252 \end{array} \quad \begin{array}{r} 49 \\ 7 \\ \hline 343 \end{array}$$

$$\therefore \sqrt{343} = \sqrt{49} \sqrt{7} = 7\sqrt{7}$$

$$\therefore \sqrt{343} - \sqrt{28} = 7\sqrt{7} - 2\sqrt{7} = \underline{\underline{5\sqrt{7}}}$$

b) REDUCE AND RATIONALIZE

$$\begin{aligned} \sqrt{45} + \frac{20}{\sqrt{5}} &= \sqrt{9} \sqrt{5} + \frac{20}{\sqrt{5}} \times \frac{\sqrt{5}}{\sqrt{5}} \\ &= 3\sqrt{5} + \frac{20\sqrt{5}}{5} \\ &= 3\sqrt{5} + 4\sqrt{5} \\ &= \underline{\underline{7\sqrt{5}}} \end{aligned}$$

## YGB - SYNOPTIC PAPER Q - PAPER 2

a) THE EQUATION IS GIVEN BY

$$(x-5)^2 + (y-4)^2 = (3\sqrt{2})^2$$

$$(x-5)^2 + (y-4)^2 = 18$$

b) SOLVING THE EQUATIONS SIMULTANEOUSLY, BY SUBSTITUTION

$$\Rightarrow (x-5)^2 + (y-4)^2 = 18$$

$$\Rightarrow (x-5)^2 + ((x+1)-4)^2 = 18$$

$$\Rightarrow (x-5)^2 + (x-3)^2 = 18$$

$$\Rightarrow x^2 - 10x + 25 + x^2 - 6x + 9 = 18$$

$$\Rightarrow 2x^2 - 16x + 34 = 18$$

$$\Rightarrow 2x^2 - 16x + 16 = 0$$

$$\Rightarrow x^2 - 8x + 8 = 0$$

SOLVING BY COMPLETING THE SQUARE OR QUADRATIC FORMULA

$$\Rightarrow (x-4)^2 - 4^2 + 8 = 0$$

$$\Rightarrow (x-4)^2 - 16 + 8 = 0$$

$$\Rightarrow (x-4)^2 = 8$$

$$\Rightarrow x-4 = \begin{cases} \sqrt{8} \\ -\sqrt{8} \end{cases}$$

$$\Rightarrow x = \begin{cases} 4 + 2\sqrt{2} \\ 4 - 2\sqrt{2} \end{cases} \quad y = \begin{cases} 5 + 2\sqrt{2} \\ 5 - 2\sqrt{2} \end{cases}$$

$$\therefore \underline{(4+2\sqrt{2}, 5+2\sqrt{2})} \text{ \& } \underline{(4-2\sqrt{2}, 5-2\sqrt{2})}$$

1YGB - SYNOPTIC PAPER Q - QUESTION 2

c) USING THE DISTANCE FORMULA

$$d = \sqrt{(y_2 - y_1)^2 + (x_2 - x_1)^2}$$

$$d = \sqrt{[(5 + 2\sqrt{2}) - (5 - 2\sqrt{2})]^2 + [(4 + 2\sqrt{2}) - (4 - 2\sqrt{2})]^2}$$

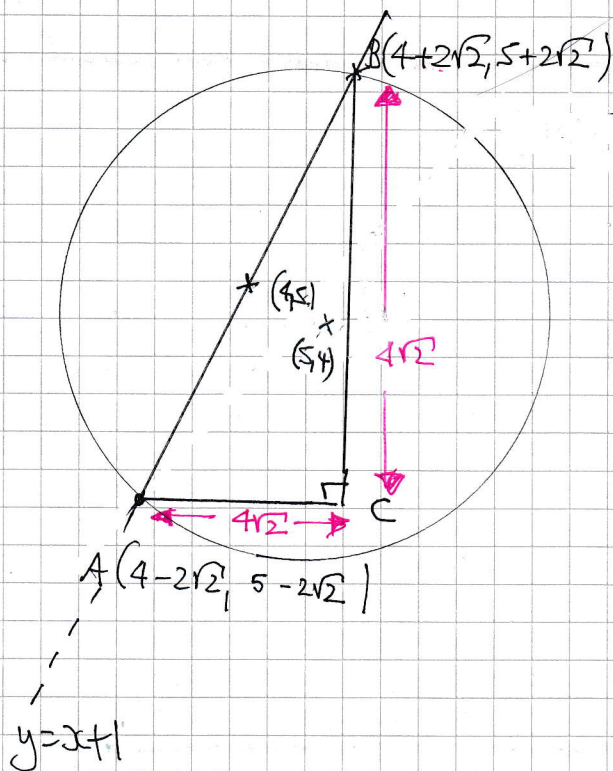
$$d = \sqrt{(4\sqrt{2})^2 + (4\sqrt{2})^2}$$

$$d = \sqrt{32 + 32}$$

$$d = \sqrt{64}$$

$$d = 8$$

ALTERNATIVE - NOTE (4,5) IS NOT THE CENTRE OF THE CIRCLE, BUT JUST THE MIDPOINT OF AB



BY PYTHAGORAS

$$|AB|^2 = (4\sqrt{2})^2 + (4\sqrt{2})^2$$

$$|AB|^2 = 32 + 32$$

$$|AB|^2 = 64$$

$$|AB| = 8$$

## 1YGB - SYNOPTIC PAPER Q - QUESTION 3

### METHOD A - REWRITE BACKWARDS

$$1000 + 991 + 982 + 973 + \dots - 53$$

$$\left. \begin{array}{l} a = 1000 \\ d = -9 \\ n = 20 \end{array} \right\}$$

$$\Rightarrow S_n = \frac{n}{2} [2a + (n-1)d]$$

$$S_{18} = \frac{18}{2} [2 \times 1000 + 17 \times (-9)]$$

$$S_{18} = 9 [2000 - 153]$$

$$S_{18} = 9 \times 1847$$

$$S_{18} = \underline{16623}$$

### METHOD B - BY SUBTRACTION

$$\left. \begin{array}{l} a = -53 \\ d = 9 \end{array} \right\}$$

$$S_{118} = \frac{118}{2} [2(-53) + 117 \times 9] = 55873$$

$$S_{100} = \frac{100}{2} [2(-53) + 99 \times 9] = 39250$$

$$\therefore \text{REQUIRED SUM} = 55873 - 39250 = \underline{16623}$$

# 1YGB - SYNOPTIC PAPER 9 - QUESTION 3

METHOD C - BY WORKING OUT THE FIRST TERM OF THE AP 18

$$\left. \begin{array}{l} a = -53 \\ d = 9 \\ n = 101 \end{array} \right\}$$

$$\begin{aligned} u_n &= a + (n-1)d \\ u_{101} &= -53 + 100 \times 9 \\ u_{101} &= 847 \end{aligned}$$

THIS FOR THE AP 18 TERMS

$$\left. \begin{array}{l} a = 847 \\ d = 9 \\ n = 18 \end{array} \right\}$$

$$\Rightarrow S'_n = \frac{n}{2} [2a + (n-1)d]$$

$$S'_{18} = \frac{18}{2} [2 \times 847 + 17 \times 9]$$

$$S'_{18} = 9 (1694 + 153)$$

$$S'_{18} = 9 \times 1847$$

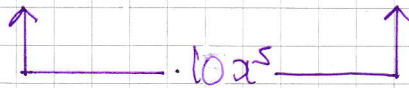
$$\underline{S'_{18} = 16623}$$

~~ANSWER~~

# YGB - SYNOPSIS PART 2 Q - QUESTION 4

PROCEED BY MANIPULATING THE EXPANSION AS FOLLOWS

$$\begin{aligned}(1-x)^5(1+x)^6 &= (1+x)(1-x)^5(1+x)^5 \\ &= (1+x) \left[ (1-x)(1+x) \right]^5 \\ &= (1+x)(1-x^2)^5 \\ &= (1+x) \left[ 1 + \frac{5}{1}(-x^2)^1 + \frac{5 \times 4}{1 \times 2}(-x^2)^2 + \dots \right] \\ &= (1+x) (1 - 5x^2 + 10x^4 + \dots)\end{aligned}$$



1.E 10

+ -

# 1YGB - SYNOPSIS PAPER Q - QUESTION 5

USING THE STANDARD APPROXIMATIONS FOR  $\sin x$  &  $\cos x$

$$\frac{1 + \cos x}{1 + \sin\left(\frac{x}{2}\right)} \approx \frac{1 + \left(1 - \frac{1}{2}x^2\right)}{1 + \frac{1}{2}x} = \frac{2 - \frac{1}{2}x^2}{1 + \frac{1}{2}x}$$

$\cos x \approx 1 - \frac{1}{2}x^2$   
 $\sin x \approx x$

$$\approx \frac{4 - x^2}{2 + x} = \frac{(2+x)(2-x)}{2+x}$$

$$\approx \underline{2 - x}$$

AS REQUIRED

$\text{ie } A=2, B=-1$

LYGB. - SYNOPSIS PART Q - QUESTION 6

a)

$$y = 22 - 5x - \frac{4}{\sqrt{x}}$$

when  $x=4$ ,  $y = 22 - 5 \times 4 - \frac{4}{\sqrt{4}}$   
 $y = 22 - 20 - 2$   
 $y = 0$

INDEED POINT B, AS B MUST HAVE  $x > 1$

b)

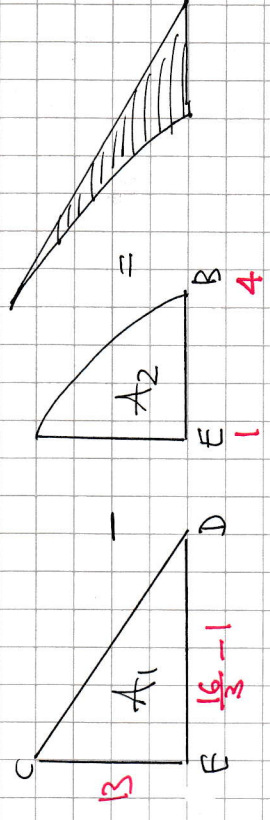
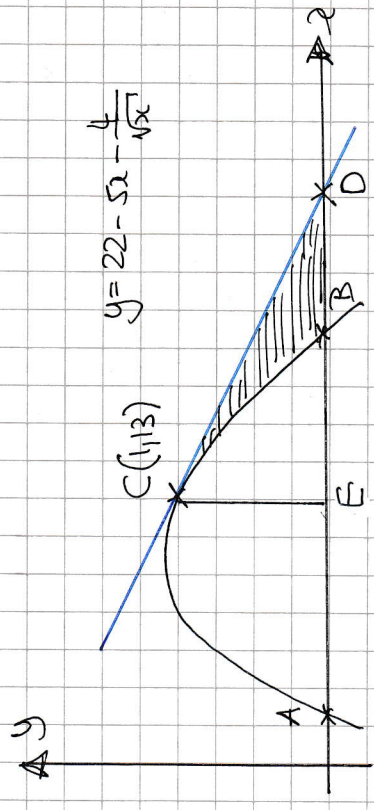
$$y = 22 - 5x - 4x^{-\frac{1}{2}}$$

$$\frac{dy}{dx} = -5 + 2x^{-\frac{3}{2}}$$

$$\left. \frac{dy}{dx} \right|_{x=1} = -5 + 2 \times 1^{-\frac{3}{2}} = -3$$

EQUATION OF TANGENT AT C(1, 13)

$\Rightarrow y - y_0 = m(x - x_0)$   
 $\Rightarrow y - 13 = -3(x - 1)$   
 $\Rightarrow y = 16 - 3x$



FIND THE CO-ORDINATES OF D BY SETTING  $y=0$

FIND THE EQUATION OF THE TANGENT

$$y=0$$

$$x = \frac{16}{3}$$

•  $A_1 = \frac{1}{2} \times 13 \times \left(\frac{16}{3} - 1\right)$

$$A_1 = \frac{169}{6}$$



-2-

## YGB - SYNOPSIS PART 2 Q - QUESTION 6

$$\begin{aligned} \bullet A_2 &= \int_1^4 22 - 5x - 4x^{-\frac{1}{2}} dx \\ &= \left[ 22x - \frac{5}{2}x^2 - 8x^{\frac{1}{2}} \right]_1^4 \\ &= (88 - 40 - 16) - (22 - \frac{5}{2} - 8) \\ &= 32 - \frac{23}{2} \\ &= \frac{41}{2} \end{aligned}$$

THE REQUIRED AREA IS GIVEN BY  $A_1 - A_2$

$$\begin{aligned} &= \frac{169}{6} - \frac{41}{2} \\ &= \frac{23}{3} \end{aligned}$$

LYGB - SYNOPTIC PAPER Q - QUESTION 7

a)  $y = 2f(x+\alpha)$

↑ VERTICAL STRETCH DOUBLING ALL THE y CO-ORDS

↑ TRANSLATION, LEFT OR RIGHT

EITHER TRANSLATION BY  $\begin{pmatrix} 2 \\ 0 \end{pmatrix}$  OR  $\begin{pmatrix} -8 \\ 0 \end{pmatrix}$

$\therefore \alpha = \begin{cases} -2 & \leftarrow 2f(x-2) \\ 8 & \leftarrow 2f(x+8) \end{cases}$

b)  $y = 8f(x+2)$

↑ VERTICAL STRETCH, BUT ALSO A REFLECTION ABOUT THE x AXIS IF NEGATIVE

↑ TRANSLATION 2 UNITS TO THE LEFT

$\therefore \gamma = 1$

NEXT TRACE THE x CO-ORDINATE OF THE "VERTEX"

$-6 \quad \longleftarrow \quad +6 \quad \longleftarrow \quad 2$

REFLECTION IN x AXIS

VERTICAL STRETCH BY SCALE FACTOR  $\frac{1}{3}$

(OR THE OTHER WAY ROUND)

$\therefore b = -\frac{1}{3}$

- 1 -

## 1YGB - SYNOPTIC PAPER Q - QUESTION 8

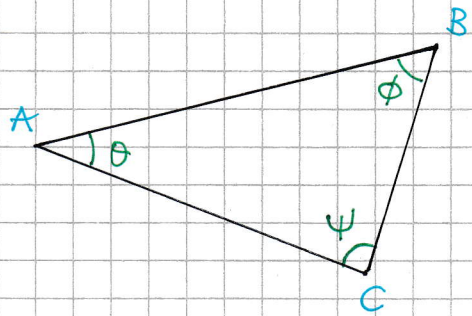
GIVEN THAT  $\sin \psi = 0.9703$

$$\psi = 180 - \arcsin(0.9703)$$

$\psi$   
OBTUSE

$$\psi = 180 - 76.00\dots$$

$$\psi \approx 104^\circ$$



NEXT INFORMATION

$$\tan(\theta - \phi) = 0.2493$$

$$\theta - \phi = \arctan(0.2493)$$

$$\theta - \phi = 13.9984\dots$$

$$\theta - \phi \approx 14^\circ$$

BUT THE ANGLES BELONG TO A TRIANGLE

$$\theta + \phi + \psi = 180^\circ$$

$$\theta + \phi + 104 = 180$$

$$\theta + \phi = 76^\circ$$

FINALLY WE HAVE

$$\left. \begin{array}{l} \theta + \phi = 76 \\ \theta - \phi = 14 \end{array} \right\} \Rightarrow 2\theta = 90$$
$$\Rightarrow \theta = 45^\circ$$

Thus  $\theta = 45^\circ, \phi = 31^\circ, \psi = 104^\circ$

LYGB - SYNOPTIC PAPER Q - QUESTION 9METHOD A - BY PARTIAL FRACTIONS

$$\frac{3x^2 - 10x + 2}{(x-2)^2(1-2x)} \equiv \frac{A}{(x-2)^2} + \frac{B}{1-2x} + \frac{C}{x-2}$$

$$3x^2 - 10x + 2 \equiv A(1-2x) + B(x-2)^2 + C(x-2)(1-2x)$$

• IF  $x=2$

$$12 - 20 + 2 = -3A$$

$$3A = 6$$

$$A = 2$$

• IF  $x = \frac{1}{2}$

$$\frac{3}{4} - 5 + 2 = \frac{9}{4}B$$

$$3 - 20 + 8 = 9B$$

$$-9 = 9B$$

$$B = -1$$

• IF  $x=0$

$$2 = A + 4B - 2C$$

$$2 = 2 - 4 - 2C$$

$$2C = -4$$

$$C = -2$$

$$y = \frac{2}{(x-2)^2} - \frac{1}{1-2x} - \frac{2}{x-2}$$

$$\frac{dy}{dx} = \frac{-4}{(x-2)^3} - \frac{2}{(1-2x)^2} + \frac{2}{(x-2)^2}$$

$$\left. \frac{dy}{dx} \right|_{x=3} = -4 - \frac{2}{25} + \frac{2}{1} = -\frac{52}{25}$$

METHOD B - BY LOGARITHMS

$$y = \frac{3x^2 - 10x + 2}{(x-2)^2(1-2x)}$$

$$\left. y \right|_{x=3} = \frac{27 - 30 + 2}{1 \times (-5)} = \frac{-1}{-5} = \frac{1}{5}$$

TAKING NATURAL LOGS

$$\ln y = \ln \frac{3x^2 - 10x + 2}{(x-2)^2(1-2x)} = \ln(3x^2 - 10x + 2) - \ln(x-2)^2 - \ln(1-2x)$$

$$\ln y = \ln(3x^2 - 10x + 2) - 2\ln(x-2) - \ln(1-2x)$$

1Y0B - SYNOPTIC PAPER Q-QUESTION 9

DIFFERENTIATE IMPLICITLY W.R.T x

$$\frac{1}{y} \frac{dy}{dx} = \frac{6x-10}{3x^2-10x+2} - \frac{2}{x-2} + \frac{2}{1-2x}$$

when  $x=3, y=\frac{1}{5}$

$$5 \frac{dy}{dx} \Big|_{x=3} = \frac{8}{27-30+2} - \frac{2}{1} + \frac{2}{-5}$$

$$5 \frac{dy}{dx} \Big|_{x=3} = -\frac{52}{5}$$

$$\frac{dy}{dx} \Big|_{x=3} = -\frac{52}{25} \quad \text{As before}$$

METHOD C - BY TRIPLE PRODUCT RULE

$$y = (3x^2-10x+2)(x-2)^{-2}(1-2x)^{-1}$$

$$\frac{dy}{dx} = (6x-10)(x-2)^{-2}(1-2x)^{-1} + (3x^2-10x+2)(-2)(x-2)^{-3}(1-2x)^{-1} + (3x^2-10x+2)(x-2)^{-2} \times 2(1-2x)^{-2}$$

NO NEED TO TIDY UP

$$\frac{dy}{dx} \Big|_{x=3} = 8 \times 1 \times \frac{-1}{5} + (-1)(-2) \times 1 \times \frac{-1}{5} + (-1)(1) \times \frac{2}{25}$$

$$= -\frac{8}{5} - \frac{2}{5} - \frac{2}{25}$$

$$= -2 - \frac{2}{25}$$

$$= -\frac{52}{25}$$

As before

## LYGB - SYNOPSIS PAPER Q - QUESTION 10

### DIFFERENTIATING PARAMETRICALLY

$$\frac{dy}{dx} = \frac{dy/dt}{dx/dt} = \frac{12\cos 2t}{-6\sin 2t} = -2\cot 2t$$

### NOW SECOND DERIVATIVE

$$\begin{aligned}\frac{d^2y}{dx^2} &= \frac{d}{dx}(-2\cot 2t) = -4\operatorname{cosec}^2 2t \times \frac{dt}{dx} = \frac{4\operatorname{cosec}^2 2t}{\frac{dx}{dt}} \\ &= \frac{4\operatorname{cosec}^2 2t}{-6\sin 2t} = -\frac{2}{3}\operatorname{cosec}^3 2t = -\frac{2}{3\sin^3 2t}\end{aligned}$$

BUT  $y = 6\sin 2t$

$$\frac{d^2y}{dx^2} = -\frac{2}{3\left(\frac{y}{6}\right)^3} = -\frac{2}{\frac{y^3}{72}} = -\frac{144}{y^3}$$

$$\therefore \frac{d^2y}{dx^2} = -\frac{144}{y^3}$$

- 1 -

## 1YGB - SYNOPSIS PAPER Q - QUESTION 11

a)

$$f(x) = \ln\left(\frac{e-x}{e+x}\right)$$

$$\begin{aligned} f(-x) &= \ln\left(\frac{e-(-x)}{e+(-x)}\right) = \ln\left(\frac{e+x}{e-x}\right) = \ln\left(\frac{e-x}{e+x}\right)^{-1} \\ &= -\ln\left(\frac{e-x}{e+x}\right) = -f(x) \end{aligned}$$

$\therefore f(x)$  IS INDEED ODD

b)

TO FIND THE LARGEST POSSIBLE DOMAIN

- $e+x \neq 0$   
 $x \neq -e$

- THE LOG'S ARGUMENT MUST BE POSITIVE

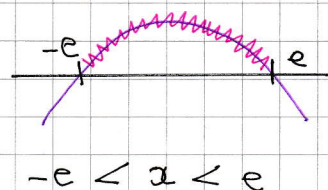
$$\frac{e-x}{e+x} > 0$$

$$\frac{(e-x)(e+x)}{(e+x)(e+x)} > 0$$

$$\frac{(e-x)(e+x)}{(e+x)^2} > 0$$

AS THE DENOMINATOR IS ALWAYS POSITIVE

$$(e-x)(e+x) > 0$$



$\therefore$  LARGEST REAL DOMAIN

$$\underline{x \in \mathbb{R}, -e < x < e}$$

# IYGB - SYNOPSIS PAPER Q - QUESTION 11

FINALLY SOLVING THE EQUATION

$$\Rightarrow f(x) + f(x+1) = 0$$

$$\Rightarrow \ln\left(\frac{e-x}{e+x}\right) + \ln\left[\frac{e-(x+1)}{e+(x+1)}\right] = 0$$

$$\Rightarrow \ln\left(\frac{e-x}{e+x}\right) + \ln\left(\frac{e-x-1}{e+x+1}\right) = 0$$

$$\Rightarrow \ln\left[\frac{e-x}{e+x} \times \frac{e-x-1}{e+x+1}\right] = 0$$

$$\Rightarrow \frac{(e-x)(e-x-1)}{(e+x)(e+x+1)} = 1$$

$$\Rightarrow (e-x)[(e-x)-1] = (e+x)[(e+x)+1]$$

$$\Rightarrow (e-x)^2 - (e-x) = (e+x)^2 + (e+x)$$

$$\Rightarrow \cancel{e^2 - 2ex + x^2} - \cancel{e + x} = \cancel{e^2 + 2ex + x^2} + \cancel{e + x}$$

$$\Rightarrow -2e = 4ex$$

$$\Rightarrow \underline{x = -\frac{1}{2}}$$



# NYGS - SYNOPSIS PART 2 P - QUESTION 12

WRITE EACH FORMULA IN y NOTATION & DIFFERENTIATE

$$\bullet y = \frac{1}{2}(x^3 - 5)$$
$$\frac{dy}{dx} = \frac{3}{2}x^2$$

$$\bullet y = \left(2 + \frac{5}{x}\right)^{\frac{1}{2}}$$

$$\frac{dy}{dx} = \frac{1}{2} \left(2 + \frac{5}{x}\right)^{-\frac{1}{2}} \times \left(-\frac{5}{x^2}\right)$$

$$\bullet y = (2x+5)^{\frac{1}{3}}$$
$$\frac{dy}{dx} = \frac{2}{3}(2x+5)^{-\frac{2}{3}}$$

$$\bullet y = 5(x^2 - 2)^{-1}$$
$$\frac{dy}{dx} = -5(x^2 - 2)^{-2}(2x)$$
$$\frac{dy}{dx} = \frac{-10x}{(x^2 - 2)^2}$$

NEXT EVALUATE THESE DERIVATIVES IN THE NEIGHBOURHOOD OF  $\alpha = 2.1$

$$\frac{dy}{dx} = 3x^2 \quad \left. \frac{dy}{dx} \right|_{x=2.1} = +6.615 > 1$$

RAPIDLY DIVERGES WITHOUT OSCILLATION  
(STAIRCASE AWAY FROM  $\alpha$ )

$$\frac{dy}{dx} = \frac{2}{3}(2x+5)^{-\frac{2}{3}} \quad \left. \frac{dy}{dx} \right|_{x=2.1} = +0.1518 \dots$$

RAPIDLY CONVERGES WITHOUT OSCILLATION  
AS THIS FIGURE IS BETWEEN 0 & 1  
(STAIRCASE TOWARDS  $\alpha$ )

$$\frac{dy}{dx} = \frac{-10x}{(x^2 - 2)^2} \quad \left. \frac{dy}{dx} \right|_{x=2.1} = -3.6156 < -1$$

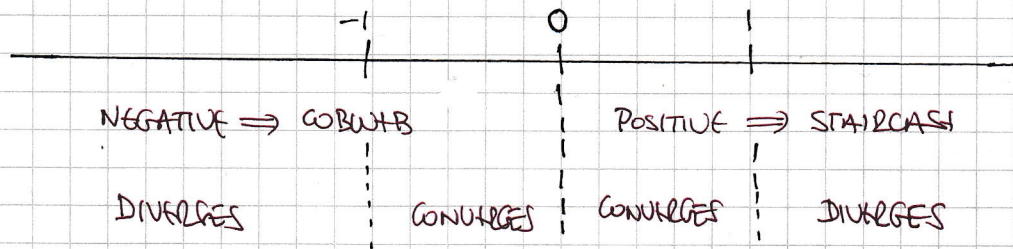
DIVERGES WITH OSCILLATION AS THIS  
FIGURE IS BELOW -1  
(COBWEB AWAY FROM  $\alpha$ )

$$\frac{dy}{dx} = \frac{1}{2} \left(2 + \frac{5}{x}\right)^{-\frac{1}{2}} \times \left(-\frac{5}{x^2}\right) \quad \left. \frac{dy}{dx} \right|_{x=2.1} = -0.2708$$

(RAPIDLY) CONVERGES WITH OSCILLATION  
AS THIS FIGURE IS VERY CLOSE TO 0  
(COBWEB TOWARDS  $\alpha$ )

# NYGB - SYNOPTIC PAPER Q - QUESTION 12

## QUICK SUMMARY FOR THE VALUE OF THE DERIVATIVE CLOSE TO THE ROOT



## PICKING THE FORMULA WHICH PRODUCES THE CLOSEST TO ZERO

$$x_{n+1} = (2x_n + 5)^{\frac{1}{3}}$$

$$x_1 = 2.1$$

$$x_2 = 2.095379106$$

$$x_3 = 2.094677239$$

$$x_4 = 2.094570591$$

$$x_5 = 2.094554385$$

$$x_6 = 2.094551923$$

$$x_7 = 2.094551549$$

$$x_8 = 2.094551492$$

$$\therefore x \approx 2.094551$$

6 d.p

## 1YGB - SYNOPSIS PAPER Q - QUESTION 13

MODEL USING THE RESULT SPEED = DISTANCE / TIME

$$\text{TIME} = \frac{\text{DISTANCE}}{\text{SPEED}}$$

LET  $T_1$  BE THE TIME FOR THE FIRST PART OF THE JOURNEY &  $T_2$  THE TIME FOR THE SECOND PART OF THE JOURNEY, SO THAT  $T_1 + T_2 = 6$

$$T_1 = \frac{16}{x} \quad \& \quad T_2 = \frac{40-16}{x-2} = \frac{24}{x-2}$$

SOLVING THE RESULTING EQUATION, NOTING THAT  $x > 2$

$$\Rightarrow \frac{16}{x} + \frac{24}{x-2} = 6$$

$$\Rightarrow \frac{8}{x} + \frac{12}{x-2} = 3$$

$$\Rightarrow 8(x-2) + 12x = 3x(x-2) \quad \left. \begin{array}{l} \div 2 \\ \times x(x-2) \end{array} \right\}$$

$$\Rightarrow 8x - 16 + 12x = 3x^2 - 6x$$

$$\Rightarrow 0 = 3x^2 - 26x + 16$$

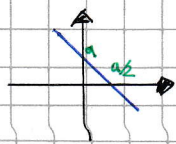
$$\Rightarrow (3x-2)(x-8) = 0$$

$$\Rightarrow x = \begin{cases} 8 \\ \cancel{\frac{2}{3}} \end{cases} \quad (x > 2)$$

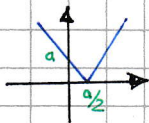
$$\Rightarrow \underline{\underline{x = 8}}$$

# IYGB - SYNOPTIC PAPER Q - QUESTION 14

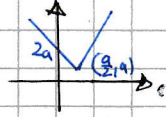
a) NOTING THAT a IS POSITIVE



$y = a - 2x$

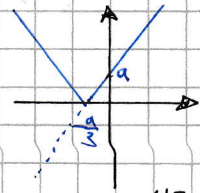


$y = |a - 2x|$



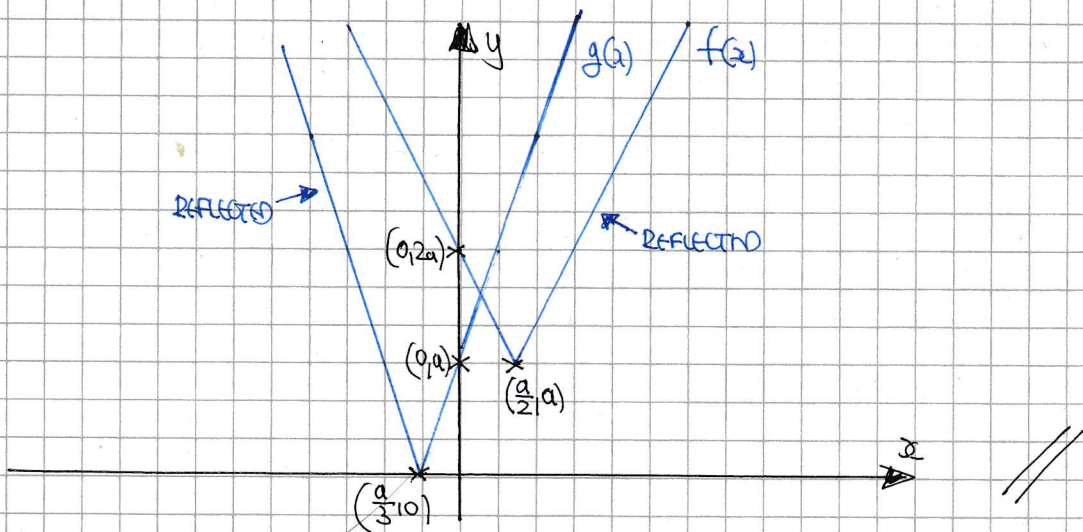
$y = |a - 2x| + a$

q



$y = |3x + a|$

HENCE WE HAVE



b) TO FIND THE "VISIBLE" INTERSECTION WE SOLVE THE NON REFLECTED PARTS

$$\left. \begin{array}{l} \text{f)} y = (a - 2x) + a \\ \text{g)} y = (3x + a) \end{array} \right\} \Rightarrow \begin{array}{l} 2a - 2x = 3x + a \\ a = 5x \\ x = \frac{1}{5}a \end{array}$$

$$\text{q} \quad \begin{array}{l} y = 3\left(\frac{1}{5}a\right) + a \\ y = \frac{3}{5}a + a \\ y = \frac{8}{5}a \end{array}$$

TO FIND THE "NON VISIBLE IN THE SKETCH" INTERSECTION WE NEED TO SOLVE THE ORIGINAL (NON REFLECTED) f(x) & THE REFLECTED g(x)

$$\left. \begin{array}{l} \text{f)} y = (a - 2x) + a \\ \text{g)} y = -(3x + a) \end{array} \right\} \Rightarrow \begin{array}{l} 2a - 2x = -3x - a \\ x = -3a \end{array}$$

$$\text{q} \quad \begin{array}{l} y = 2a - 2(-3a) \\ y = 8a \end{array}$$

# IYGB - SYNOPTIC PAPER Q - QUESTION 14

∴ INTERSECTIONS ARE  $(\frac{1}{3}a, \frac{8}{3}a)$  &  $(-3a, 8a)$

c) COMPOSING THE FUNCTIONS

$$g \circ f(x) = g(f(x)) = g(|a-2x|+a) = |3[|a-2x|+a]+a|$$

NOTE THAT  $|a-2x|+a \geq 0$  &  $a > 0$ , SO IGNORE OTHER "MOD SIGNS"

$$\Rightarrow g \circ f(x) = 3[|a-2x|+a]+a = \underline{3|a-2x|+4a}$$

d) SOLVING FINALLY  $g \circ f(x) = 10a$

$$3|a-2x|+4a = 10a$$

$$3|a-2x| = 6a$$

$$|a-2x| = 2a$$

THIS HAS TWO SOLUTIONS (ALWAYS)

$$a-2x = 2a$$

$$-2x = a$$

$$x = -\frac{1}{2}a$$

$$a-2x = -2a$$

$$3a = 2x$$

$$x = \frac{3}{2}a$$

$$\therefore \underline{x_1 = -\frac{1}{2}a} \cup \underline{x_2 = \frac{3}{2}a}$$

# YGB - SYNOPTIC PAPER Q - QUESTION 15

a) FORMING A TABLE

| START OF MONTH | £               | END OF MONTH                        |
|----------------|-----------------|-------------------------------------|
| 1              | 200             | $200 \times 1.005 = 201$            |
| 2              | $200 + 201$     | $401 \times 1.005 = 403.005$        |
| 3              | $200 + 403.005$ | $603.005 \times 1.005 = 606.020025$ |

$\therefore \text{£ } 606.02$

~~AS REQUIRED~~

b) MONTH END

|    |  |
|----|--|
| 1  | $200 \times 1.005$   |
| 2  | $200 \times 1.005^2 + 200 \times 1.005^1$  |
| 3  | $200 \times 1.005^3 + 200 \times 1.005^2 + 200 \times 1.005^1$                                       |
| ⋮  | ⋮  |
| 60 | $200 \times 1.005^{60} + 200 \times 1.005^{59} + 200 \times 1.005^{58} + \dots + 200 \times 1.005^1$ |

HENCE THE REQUIRED TOTAL IS

$$\Rightarrow \text{TOTAL} = 200 \times 1.005^1 + 200 \times 1.005^2 + 200 \times 1.005^3 + \dots + 200 \times 1.005^{60}$$

$$\Rightarrow \text{TOTAL} = 200 \left[ 1.005^1 + 1.005^2 + 1.005^3 + \dots + 1.005^{60} \right]$$

This is a G.P. with  $a = 1.005$   
 $r = 1.005$   
 $n = 60$

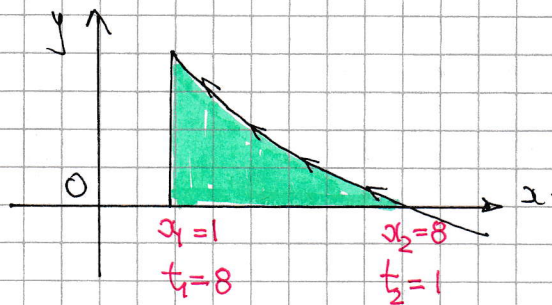
$$\Rightarrow \text{TOTAL} = 200 \times \frac{1.005 \left( 1.005^{60} - 1 \right)}{1.005 - 1} = \text{£ } 14023.78$$

# 1Y6B - SYNOPSIS PAPER Q-QUESTION 16

a) START BY FINDING THE  $x$  INTERCEPT OF THE CURVE AND THE VALUE OF  $t$  AT  $x=1$

$$\bullet y=0 \quad \bullet \ln t=0 \quad \bullet x = \frac{8}{t}$$
$$t=e^0 \quad x=8$$
$$t=1$$

$$\bullet x=1$$
$$1 = \frac{8}{t}$$
$$t=8 \quad \text{I.E. THE CURVE IS TRACED "BACKWARDS"}$$



$$\text{AREA} = \int_{x_1}^{x_2} y(x) dx = \int_{t_1}^{t_2} y(t) \frac{dx}{dt} dt = \int_8^1 (\ln t) \left(-\frac{8}{t^2}\right) dt$$
$$= \int_8^1 -\frac{8 \ln t}{t^2} dt = \int_1^8 \frac{8 \ln t}{t^2} dt \quad \text{As Required}$$

b) Follow by INTEGRATION BY PARTS

$$\int_1^8 \frac{8 \ln t}{t^2} dt = \left[ -\frac{8 \ln t}{t} \right]_1^8 - \int_1^8 -\frac{8}{t^2} dt$$
$$= \left[ -\frac{8 \ln t}{t} \right]_1^8 + \int_1^8 \frac{8}{t^2} dt$$
$$= \left[ -\frac{8 \ln t}{t} - \frac{8}{t} \right]_1^8$$

|                |                 |
|----------------|-----------------|
| $8 \ln t$      | $\frac{8}{t}$   |
| $-\frac{1}{t}$ | $\frac{1}{t^2}$ |

LYGB - SYNOPTIC PAPER Q - QUESTION 16

$$\begin{aligned} &= \left[ \frac{8}{t} + \frac{8}{t} \ln t \right]_0^1 \\ &= (8 + \ln 1) - (1 + \ln 8) \\ &= 7 - \ln 8 \\ &= \underline{\underline{7 - 3 \ln 2}} \end{aligned}$$

c) SWITCHING INTO CARTESIAN

$$\left. \begin{aligned} x &= \frac{8}{t} \\ y &= \ln t \end{aligned} \right\} \Rightarrow t = \frac{8}{x} \Rightarrow y = \ln \frac{8}{x}$$

$$\begin{aligned} \text{Area} &= \int_{x_1}^{x_2} y(x) dx = \int_1^8 \ln \left( \frac{8}{x} \right) dx = \int_1^8 -\ln \left( \frac{x}{8} \right) dx \\ &= \int_8^1 \ln \left( \frac{1}{8x} \right) dx = \int_8^1 1 \times \ln \left( \frac{1}{8x} \right) dx \end{aligned}$$

INTEGRATION BY PARTS AGAIN

$$\begin{aligned} &= \left[ x \ln \left( \frac{1}{8x} \right) \right]_8^1 - \int_8^1 1 dx \\ &= \left[ x \ln \left( \frac{1}{8x} \right) - x \right]_8^1 \\ &= (1 \times \ln \left( \frac{1}{8} \right) - 1) - (8 \ln 1 - 8) \\ &= \ln \left( \frac{1}{8} \right) - 1 + 8 \\ &= 7 + \ln \left( \frac{1}{8} \right) \\ &= \underline{\underline{7 - \ln 8}} \end{aligned}$$

|                                   |               |
|-----------------------------------|---------------|
| $\ln \left( \frac{1}{8x} \right)$ | $\frac{1}{x}$ |
| $x$                               | $1$           |

As before



# 1YGB - SYNOPTIC PAPER Q - QUESTION 17

THIS IS A CUBIC IN  $e^x$

$$\Rightarrow 6e^{3x} + 1 = 7e^{2x}$$

$$\Rightarrow 6e^{3x} - 7e^{2x} + 1 = 0$$

$$\Rightarrow 6(e^x)^3 - 7(e^x)^2 + 1 = 0$$

$$\Rightarrow 6A^3 - 7A^2 + 1 = 0$$

$$A = e^x$$

BY INSPECTION  $A=1$  IS A SOLUTION - SO LONG DIVIDE BY  $A-1$

$$\Rightarrow 6A^2(A-1) - A(A-1) - (A-1) = 0$$

$$\Rightarrow (A-1)(6A^2 - A - 1) = 0$$

$$\Rightarrow (A-1)(3A+1)(2A-1) = 0$$

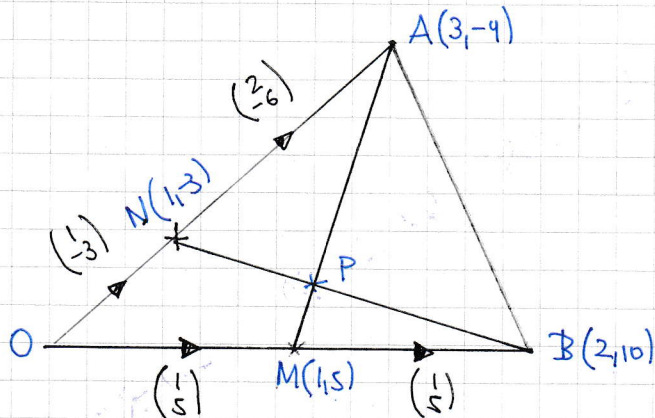
$$\Rightarrow A = \begin{cases} 1 \\ -\frac{1}{3} \\ \frac{1}{2} \end{cases}$$

$$\Rightarrow e^x = \begin{cases} 1 \\ -\frac{1}{3} \\ \frac{1}{2} \end{cases} \quad e^x > 0$$

$$\Rightarrow x = \begin{cases} 0 & (\ln 1) \\ -\ln 2 & (\ln \frac{1}{2}) \end{cases} \quad \ln\left(\frac{a}{b}\right) = -\ln\left(\frac{b}{a}\right)$$

## 1YGB - SYNOPTIC PARSE Q - QUESTION 18

START WITH A DIAGRAM (NOT TO SCALE) AND LABEL IT



$$\bullet \vec{NB} = \vec{NO} + \vec{OB} = \begin{pmatrix} -1 \\ 3 \end{pmatrix} + \begin{pmatrix} 2 \\ 10 \end{pmatrix} = \begin{pmatrix} 1 \\ 13 \end{pmatrix}$$

NOW PROCEED AS FOLLOWS

$$\vec{AP} = \vec{AN} + \vec{NP} = \vec{AN} + k(\vec{NB}) = \begin{pmatrix} -2 \\ 6 \end{pmatrix} + k \begin{pmatrix} 1 \\ 13 \end{pmatrix} = \begin{pmatrix} k-2 \\ 13k+6 \end{pmatrix}$$

$$\vec{PM} = \vec{PA} + \vec{AO} + \vec{OM} = \begin{pmatrix} 2-k \\ -13k-6 \end{pmatrix} + \begin{pmatrix} -3 \\ 9 \end{pmatrix} + \begin{pmatrix} 1 \\ 5 \end{pmatrix} = \begin{pmatrix} -k \\ 8-13k \end{pmatrix}$$

BUT A-P-M IS A STRAIGHT LINE, SO  $\vec{AP}$  &  $\vec{PM}$  MUST BE IN PROPORTION

$$\Rightarrow \frac{k-2}{13k+6} = \frac{-k}{8-13k}$$

$$\Rightarrow \frac{k-2}{13k+6} = \frac{k}{13k-8}$$

$$\Rightarrow (k-2)(13k-8) = k(13k+6)$$

$$\Rightarrow \cancel{13k^2} - 8k - 26k + 16 = \cancel{13k^2} + 6k$$

$$\Rightarrow 16 = 40k$$

$$\Rightarrow k = \frac{2}{5}$$

∴ REQUIRED RATIO  $\vec{NP} : \vec{PM} = 2 : 3$

# NYG-B - SYNOPSIS PAPER Q - QUESTION 19

FIND THE x COORDINATE OF THE STATIONARY POINT, IN TERMS OF k

$$y = 2x^3 + \frac{k}{x} - 19$$

$$\frac{dy}{dx} = 6x^2 - \frac{k}{x^2}$$

Solving  $\frac{dy}{dx} = 0$

$$6x^2 - \frac{k}{x^2} = 0$$

$$6x^2 = \frac{k}{x^2}$$

$$x^4 = \frac{k}{6}$$

$$x = \frac{k^{1/4}}{6^{1/4}}$$

Now  $f\left(\frac{k^{1/4}}{6^{1/4}}\right) = 45$

$$45 = 2 \left(\frac{k^{1/4}}{6^{1/4}}\right)^3 + \frac{k}{\frac{k^{1/4}}{6^{1/4}}} - 19$$

$$64 = 2 \left(\frac{k^{3/4}}{6^{3/4}}\right) + \frac{6^{1/4} \times k}{k^{1/4}}$$

$$64 = \frac{2}{6^{3/4}} k^{3/4} + 6^{1/4} k^{3/4}$$

$$64 \times 6^{3/4} = 2k^{3/4} + 6k^{3/4}$$

$$64 \times 6^{3/4} = 8 \times k^{3/4}$$

$$8 \times 6^{3/4} = k^{3/4}$$

$$\left(k^{3/4}\right)^{4/3} = \left(8 \times 6^{3/4}\right)^{4/3}$$

$$k = 8^{4/3} \times 6$$

$$k = 16 \times 6$$

$$\therefore k = 96$$

# 1YGB - SYNOPSIS PAPER Q - QUESTION 20

a) AVOID THE TRIPLE ANGLE FORMULAS !!

$$f(x) = \frac{\sin 3x}{\cos 2x} + \frac{\cos 3x}{\sin x} = \frac{\sin 3x \sin x + \cos 3x \cos x}{\cos 2x \sin x}$$

$$\cos(A+B) = \cos A \cos B - \sin A \sin B$$

$$= \frac{\cos(3x-x)}{\cos x \sin x} = \frac{\cos 2x}{\cos x \sin x} = \frac{2 \cos 2x}{2 \cos x \sin x} = \frac{2 \cos 2x}{\sin 2x} = \underline{2 \cot 2x}$$

AS REQUIRED

b) FINALLY SOLVING THE EQUATION IN  $0 \leq x < 2\pi$

$$\Rightarrow \frac{1}{4} f(x) + 1 = \tan x$$

$$\Rightarrow \frac{1}{4} (2 \cot 2x) + 1 = \tan x$$

$$\Rightarrow \frac{1}{2} \cot 2x + 1 = \tan x$$

$$\Rightarrow \cot 2x + 2 = 2 \tan x$$

$$\Rightarrow \frac{1}{\tan 2x} + 2 = 2 \tan x$$

$$\tan 2\theta \equiv \frac{2 \tan \theta}{1 - \tan^2 \theta}$$

$$\Rightarrow \frac{1 - \tan^2 x}{2 \tan x} + 2 = 2 \tan x$$

$$\Rightarrow \frac{1 - T^2}{2T} + 2 = 2T$$

$$\Rightarrow 1 - T^2 + 4T = 4T^2$$

$$\Rightarrow 0 = 5T^2 - 4T - 1$$

$$\Rightarrow (5T+1)(T-1) = 0$$

$$\Rightarrow T = \begin{cases} 1 \\ -\frac{1}{5} \end{cases}$$

$$\Rightarrow \tan \theta = \begin{cases} 1 \\ -\frac{1}{5} \end{cases}$$

$$\begin{cases} \theta = \arctan(1) \pm n\pi \\ \theta = \arctan(-\frac{1}{5}) \pm n\pi \end{cases} \quad n=0,1,2,3,\dots$$

$$\theta_1 = 0.785^\circ \quad (\pi/4)$$

$$\theta_2 = 3.927^\circ \quad (3\pi/4)$$

$$\theta_3 = 2.944^\circ$$

$$\theta_4 = 6.086^\circ$$

# 1YGB - SYNOPTIC PAPER Q - QUESTION 21

## a) SETTING UP A MODEL

• IN FLOW  $\frac{dV}{dt} = 2400$

• OUT FLOW  $\frac{dV}{dt} = -kH^{\frac{1}{2}}$

• NET FLOW  $\frac{dV}{dt} = 2400 - kH^{\frac{1}{2}}$

## RELATING VARIABLES H & V

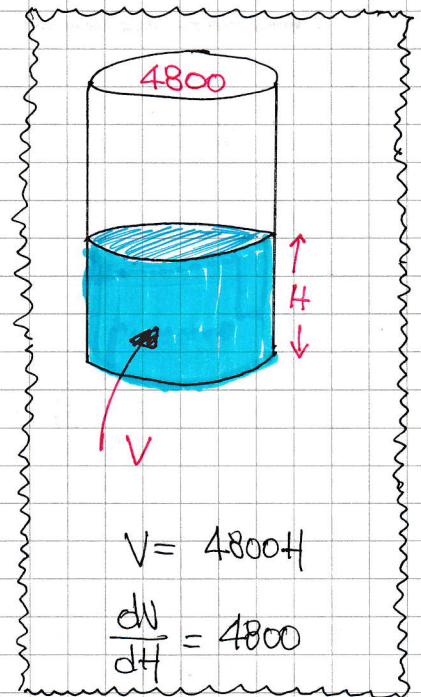
$$\Rightarrow \frac{dV}{dH} \times \frac{dH}{dt} = 2400 - kH^{\frac{1}{2}}$$

$$\Rightarrow 4800 \frac{dH}{dt} = 2400 - kH^{\frac{1}{2}}$$

$$\Rightarrow \frac{dH}{dt} = \frac{1}{2} - \frac{k}{4800} H^{\frac{1}{2}}$$

$$\Rightarrow \frac{dH}{dt} = \frac{1}{2} - BH^{\frac{1}{2}} \quad \left( B = \frac{k}{4800} = \text{CONSTANT} \right)$$

~~AS REQUIRED~~



## b) USING THE CONDITION GIVEN: $H=16$ , $\frac{dH}{dt} = -120$

$$\Rightarrow -120 = -k \times 16^{\frac{1}{2}} \quad (\text{OUTFLOW ONLY})$$

$$\Rightarrow -120 = -4k$$

$$\Rightarrow k = 30$$

$$\Rightarrow B = \frac{k}{4800} = \frac{30}{4800} = \frac{1}{160}$$

$$\therefore \frac{dH}{dt} = \frac{1}{2} - \frac{1}{160} H^{\frac{1}{2}}$$

$$\frac{dH}{dt} = \frac{80 - H^{\frac{1}{2}}}{160}$$

~~AS REQUIRED~~

LYGB - SYNOPTIC PAPER Q - QUESTION 21

c) USING THE SUBSTITUTION GIVEN

$$\int \frac{1}{80 - \sqrt{H}} dH = \int \frac{1}{u} \times 2(u-80) du$$

$$= \int \frac{2u - 160}{u} du = \int 2 - \frac{160}{u} du$$

$$= 2u - 160 \ln|u| + C$$

$$= 2(80 - \sqrt{H}) - 160 \ln|80 - \sqrt{H}| + C$$

$$= 160 - 2\sqrt{H} - 160 \ln|80 - \sqrt{H}| + C$$

$$= -2\sqrt{H} - 160 \ln|80 - \sqrt{H}| + C$$

$$u = 80 - \sqrt{H}$$

$$\sqrt{H} = 80 - u$$

$$H = (80 - u)^2$$

$$\frac{dH}{du} = 2(80 - u)(-1)$$

$$\frac{dH}{du} = -2(80 - u)$$

$$\frac{dH}{du} = 2(u - 80)$$

$$dH = 2(u - 80) du$$

d) SEPARATING VARIABLES

$$\Rightarrow \frac{dH}{dt} = \frac{80 - \sqrt{H}}{160}$$

$$\Rightarrow \int \frac{1}{80 - \sqrt{H}} dH = \int \frac{1}{160} dt$$

$$\Rightarrow -2\sqrt{H} - 160 \ln|80 - \sqrt{H}| = \frac{1}{160} t + C$$

APPLY CONDITION  $t=0$   $H=0 \Rightarrow C = -160 \ln 80$

$$\Rightarrow -2\sqrt{H} - 160 \ln|80 - \sqrt{H}| = \frac{1}{160} t - 160 \ln 80$$

FINALLY WITHIN  $H = 4m = 400cm$

$$\Rightarrow -2 \times 20 - 160 \ln(80 - 20) = \frac{1}{160} t - 160 \ln 80$$

$$\Rightarrow \frac{1}{160} t = 160 \ln 80 - 160 \ln 60 - 40$$

$$\Rightarrow t \approx 964.66105... \text{ seconds} \approx 16 \text{ minutes}$$